
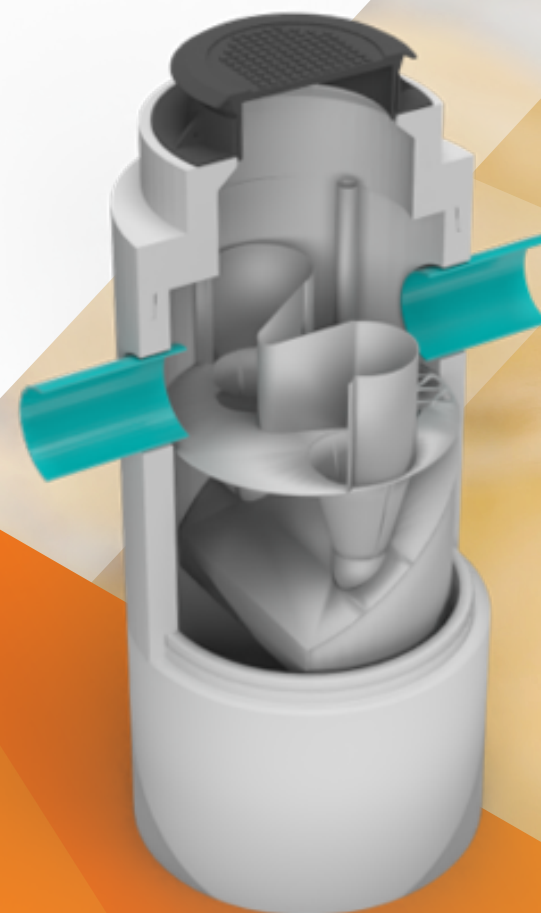


RETHINKING WATER MANAGEMENT

NEXT
STORMWATER MANAGEMENT

SDD3™
HYDRODYNAMIC
SEPARATOR



561-842-2743
863-357-3300
info@nextinfras.com
nextinfras.com

NEXT

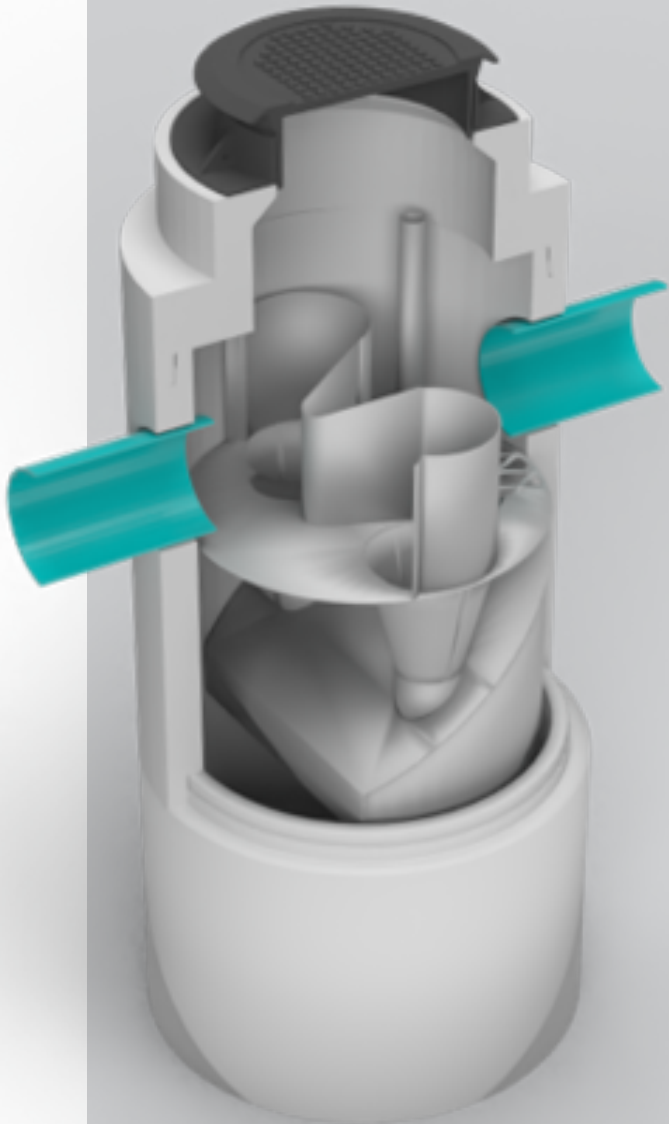
CONTINUOUS AND CONSISTENT PERFORMANCE

The SDD3 from Next Storm is a hydrodynamic separator that uses gravity and dual vortex forces to effectively remove suspended solids, oils, and debris from stormwater.

The SDD3 ensures optimal performance tailored to the technical requirements of each project. This performance is maintained regardless of rainfall intensity, with no risk of pollutant resuspension. Developed by NEXT Storm in collaboration with renowned researchers in water treatment, the SDD3 embodies innovation and excellence in stormwater management.

Designed for Maximum Performance During Extreme Rainfall

5 KEY ADVANTAGES



- 01.** Superior performance ensured even in extreme weather conditions and at high flow rates, thanks to its dual integrated vortex.
- 02.** Exceptional strength and durability provided by a reinforced concrete structure, capable of supporting CL-625, H-25, and HS-20 loads.
- 03.** Easy installation, transport, and handling enabled by a design inspired by standard manholes.
- 04.** Simplified maintenance with cleaning and inspection possible directly from ground level.
- 05.** Excellent mechanical properties and enhanced corrosion resistance offered by internal aluminum components (5052-H32 alloy).



ETV verified since 2016.

INSTALLATION

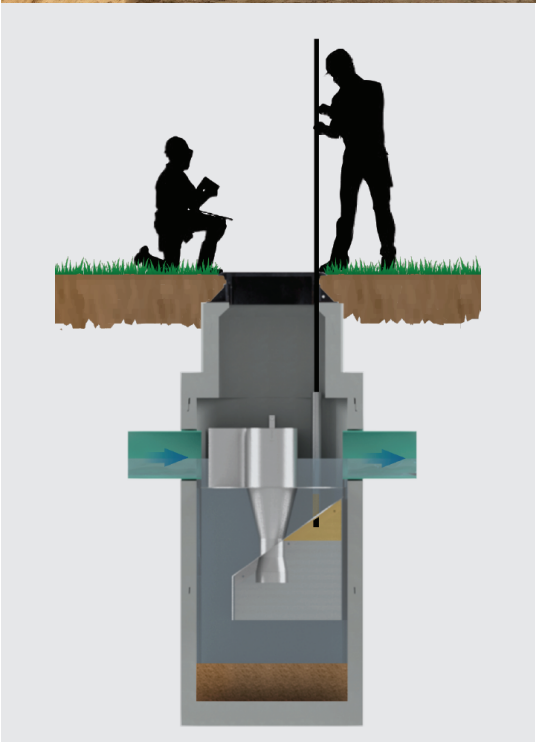
The standard eye-shaped configuration of the SDD3 simplifies installation. Highly versatile and adaptable, it supports multiple inlets, various connection angles, and the option to install pipes of different diameters at the same elevation. The system can be installed either inline or offline, depending on your project requirements.



INSPECTION

Regular inspections help monitor the accumulation of contaminants inside the unit and determine maintenance needs. The SDD3's oil and sediment levels can be easily checked from multiple access points, ensuring optimal performance.

Thus, the SDD3 is designed to facilitate inspection and cleaning operations directly from ground level.



MAINTENANCE

The SDD3 system has a large storage capacity, reducing the frequency of maintenance interventions. Additionally, oil cleaning can be done independently from sediment removal, thanks to separate access points, which helps reduce disposal costs.

SELECTION OF SIZE AND MODEL:

The SDD3 system allows each project to be tailored to its specific needs. Each SDD3 unit is sized based on the throughput to be processed, quality objectives and applicable local regulations.

SDD3 MODEL	Diameter (ft)	DIMENSIONS		STORAGE CAPACITY	
		Distance from pipes invert to bottom floor (in)	Maximum pipe diameter (in)	Sediments (ft3)	Oils (ft3)
900	3	55	15	18	4
1200	4	69	24	35	10
1600	5'-3"	81	30	63	23
1800	6	92	36	93	35
2100	7	110	36	139	55
2400	8	128	42	231	83
3000	10	144	42	348	160